




TC America powered by Skip Barber Race 1 Final

POS	NO	CL	PIC	TEAM / DRIVERS	CAR	LAPS	TIME	GAP	DIFF	MPH	BEST	ON	Pos Gained
1	104	TCX	1	Chris Walsh Carrus Callas Raceteam	BMW M2 CS (Cup)	25	40:04.457			86.775	1:34.589	6	0 (1 → 1)
2	22	TCX	2	Celso Neto Skip Barber Racing	Acura Integra Type S	25	40:16.617	12.160	12.160	86.803	1:34.559	6	0 (2 → 2)
3	19	TCX	3	Cooper Broll Skip Barber Racing	Acura Integra Type S	25	40:22.962	6.345	18.505	85.523	1:35.974	6	1 (4 → 3)
4	18	TCX	4	Aaron Kaplan Kaplan Racing Systems	BMW M2 CS (Cup)	25	40:29.871	6.909	25.414	85.628	1:35.856	3	-1 (3 → 4)
5	76	TC	1	Jeff Ricca Ricca Autosport	Hyundai Elantra N1 TC	25	40:36.809	6.938	32.352	85.781	1:35.685	5	0 (1 → 1)
6	37	TC	2	Cristian Perocarpi MINI JCW Team	MINI JCW TC Pro	25	40:47.229	10.420	42.772	85.402	1:36.110	3	0 (2 → 2)
7	780	TC	3	Sally McNulty Ricca Autosport	Hyundai Elantra N1 TC	25	41:01.908	14.679	57.451	84.336	1:37.325	14	0 (3 → 3)
8	66	TC	4	Scott Thomson MINI JCW Team	MINI JCW TC Pro	25	41:02.144	0.236	57.687	84.653	1:36.960	10	0 (4 → 4)
9	39	TCX	5	Christopher DeFreitas Racers Edge Motorsports	Acura Integra Type S	25	41:13.239	11.095	1:08.782	83.842	1:37.899	19	0 (5 → 5)
10	62	TCA	1	PJ Groenke MINI JCW Team	MINI JCW	24	41:07.666	1 Lap	1 Lap	81.333	1:40.918	10	0 (1 → 1)
11	14	TCA	2	Alex Garcia Skip Barber Racing	Honda Civic Si FE1	24	41:12.290	4.624	1 Lap	81.007	1:41.324	7	1 (3 → 2)
12	93	TCA	3	Karl Hertel HART Alabama	Honda Civic Si FE1	24	41:24.485	12.195	1 Lap	80.548	1:41.902	6	-1 (2 → 3)


 Scot Elkins
 Steward – Chairman


 Coy Arbour
 Steward


 Peter Cunningham
 Steward