

# Las Vegas Motor Speedway

STEWARDS  
LOG NR 71

## TC America - TCR & TCA Classes

### QUALIFYING - CLASSIFICATION - FINAL




POSTED  
at 11:17




POS	NO	CL	PIC	DRIVER / TEAM	CAR	TIME	ON	LAPS	GAP	DIFF	KPH
1	12	TCR	1	<b>Mason FILIPPI (USA)</b> Copeland Motorsports	Hyundai Veloster N TCR	1:42.225	4	5			142.41
2	72	TCR	2	<b>Nate VINCENT (USA)</b> FCP Euro	Volkswagen Golf GTI TCR (SEQ)	1:42.715	3	4	0.490	0.490	141.73
3	99	TCR	3	<b>Victor GONZALEZ (PRI)</b> VGMC Racing	Honda Civic Type-R TCR	1:42.810	4	4	0.585	0.095	141.60
4	3	TCR	4	<b>Michael MCCANN JR (USA)</b> McCann Racing	Audi Sport RS3 LMS (SEQ)	1:42.938	3	4	0.713	0.128	141.42
5	71	TCR	5	<b>Michael HURCZYN (USA)</b> FCP Euro	Volkswagen Golf GTI TCR (SEQ)	1:43.102	4	4	0.877	0.164	141.20
6	18	TCR Ct	1	<b>Stephen VAJDA (USA)</b> EXR Team by Premat	Audi Sport RS3 LMS (DSG)	1:45.041	4	5	2.816	1.939	138.59
7	27	TCR Ct	2	<b>Christian COLE (USA)</b> McCann Racing	Audi Sport RS3 LMS (DSG)	1:45.093	3	4	2.868	0.052	138.52
8	15	TCR Ct	3	<b>Bryan PUTT (USA)</b> BSRport Racing	Audi Sport RS3 LMS (DSG)	1:45.104	5	5	2.879	0.011	138.51
9	61	TCA	1	<b>Mat POMBO (USA)</b> MINI JCW Team	MINI Cooper JCW	1:52.586	3	5	10.361	7.482	129.30
10	69	TCA	2	<b>Chris HALDEMAN (USA)</b> X-Factor Racing	Honda Civic Si	1:52.627	3	5	10.402	0.041	129.26
11	59 *	TCA	3	<b>Mark POMBO (USA)</b> MINI JCW Team	MINI Cooper JCW	1:53.444	4	5	11.219	0.817	128.33
12	91	TCA	4	<b>Nick WITTMER (CAN)</b> TechSport Racing	Subaru BRZ IS	1:53.493	2	4	11.268	0.049	128.27
13	60	TCA	5	<b>Nate NORENBURG (USA)</b> MINI JCW Team	MINI Cooper JCW	1:53.714	4	5	11.489	0.221	128.02
14	62 *	TCA	6	<b>Tomas MEJIA (USA)</b> MINI JCW Team	MINI Cooper JCW	1:53.735	4	5	11.510	0.021	128.00
15	74	TCA	7	<b>Tyler MAXSON (USA)</b> Copeland Motorsports	Mazda Global MX5 Cup ND.2	1:53.884	3	5	11.659	0.149	127.83
16	70	TCA	8	<b>Bryan ORTIZ (PRI)</b> Copeland Motorsports	Mazda Global MX5 Cup ND.2	1:54.155	3	5	11.930	0.271	127.53
17	25	TCA	9	<b>Cole CIRAULO (USA)</b> X-Factor Racing	Honda Civic Si	1:54.555	4	5	12.330	0.400	127.08
18	77	TCA	10	<b>Taylor HAGLER (USA)</b> X-Factor Racing	Honda Civic Si	1:54.599	4	5	12.374	0.044	127.03
19	02	TCA	11	<b>Stephen JEU (USA)</b> X-Factor Racing	Honda Civic Si	1:54.607	5	5	12.382	0.008	127.02
20	22	TCA	12	<b>Damon SURZYSHYN (CAN)</b> TechSport Racing	Subaru BRZ IS	1:56.232	4	5	14.007	1.625	125.25
21	44	TCA	13	<b>P.J. GROENKE (CAN)</b> TechSport Racing	Subaru BRZ IS	1:57.231	3	3	15.006	0.999	124.18

CLASS TCA QUALIFYING LAPTME (110.0% of 1:52.586) = 2:03.844  
 CLASS TCR QUALIFYING LAPTME (110.0% of 1:42.225) = 1:52.447  
 CLASS TCR Cup QUALIFYING LAPTME (110.0% of 1:45.041) = 1:55.545

NC	57	TCA	14	<b>Tyler GONZALEZ (USA)</b> Bryan Herta Autosport w/ Curb Agajanian	Hyundai Veloster Turbo TCA			4			
----	----	-----	----	--	----------------------------	--	--	---	--	--	--

Weather / Track : Sunny / Dry  
 Race Director :   
 Stewards :   
 Timekeeper : 



Las Vegas Motor Speedway  
 Circuit Length = 4.044 km  
 Start: 15:20 Flag 15:37 End: 15:39

Results can be found at [www.tsl-timing.com](http://www.tsl-timing.com)

Printed - 10:58 Saturday, October 19, 2019



Las Vegas Motor Speedway  
TC America - TCR & TCA Classes  
QUALIFYING - CLASSIFICATION - FINAL



Cars 62 - loss of fastest lap time for causing a Red Flag  
Car 59 - fastest lap time re-instated

Weather / Track : Sunny / Dry

Las Vegas Motor Speedway  
Circuit Length = 4.044 km  
Start: 15:20 Flag 15:37 End: 15:39

Race Director :	Stewards :	Timekeeper :
-----------------	------------	--------------

Results can be found at [www.tsl-timing.com](http://www.tsl-timing.com)

Page 2 of 0

Printed - 10:58 Saturday, October 19, 2019

