




Stewards Log No. **091**
 Posted at: **5/2/21 8:51**

Circuit of the Americas
TC America powered by Skip Barber Racing School
RACE 1 - CLASSIFICATION - FINAL



POS	NO	CL	PIC	DRIVER / TEAM	CAR	LAPS	TIME	GAP	DIFF	KPH	BEST	ON
1	78	TC	1	Jeff RICCA (USA) Genracer	Hyundai Veloster N TC	12	37:00.850			106.77	2:42.236	10
2	92	TC	2	Eric POWELL (USA) Skip Barber Racing School	Honda Civic Type-R	12	37:05.810	4.960	4.960	106.53	2:43.521	4
3	37	TC	3	Mike LAMARRA (USA) LA Honda World Racing	Honda Civic Type-R	12	37:10.160	9.310	4.350	106.32	2:44.187	11
4	9	TC	4	Kevin BOEHM (USA) DXDT Racing	Honda Civic Type-R	12	37:10.337	9.487	0.177	106.31	2:43.888	12
5	81	TCX	1	Jacob RUUD (USA) Classic BMW	BMW M2 CS (Cup)	12	37:14.786	13.936	4.449	106.10	2:45.328	12
6	51	TC	5	Austen SMITH (USA) Auto Technic Racing	BMW M240iR	12	37:22.623	21.773	7.837	105.73	2:47.089	3
7	23	TC	6	Joseph FEDERL (USA) TechSport Racing	Nissan 370z TC Spec	12	37:23.460	22.610	0.837	105.69	2:47.206	6
8	29	TC	7	Lindsay BREWER (USA) Skip Barber Racing School	Honda Civic Type-R	12	37:23.678	22.828	0.218	105.68	2:47.647	12
9	18	TCA	1	Caleb BACON (USA) Forbush Performance	Hyundai Veloster Turbo TCA	12	37:28.469	27.619	4.791	105.46	2:50.293	11
10	61	TCA	2	Derek JONES (USA) MINI JCW Team	Mini Cooper	12	37:32.135	31.285	3.666	105.28	2:50.862	11
11	99	TCA	3	Jose BLANCO (PRI) VGMC	Honda Civic Si	12	37:37.497	36.647	5.362	105.03	2:52.412	5
12	21	TC	8	Rob HINES (USA) TechSport Racing	Nissan 370z TC Spec	12	37:40.998	40.148	3.501	104.87	2:52.852	11
13	438	TCX	2	Samantha TAN (CAN) ST Racing	BMW M2 CS (Cup)	12	37:43.539	42.689	2.541	104.75	2:52.530	12
14	52	TC	9	Tom CAPIZZI (USA) Auto Technic Racing	BMW M240iR	12	37:44.986	44.136	1.447	104.69	2:51.415	5
15	2	TCA	4	Mike STILLWAGON (USA) Skip Barber Racing School	Honda Civic Si	12	37:46.231	45.381	1.245	104.63	2:53.502	12
16	22	TCA	5	Jesse LOVE (USA) TechSport Racing	Toyota 86	12	37:53.560	52.710	7.329	104.29	2:54.284	12
17	50	TCX	3	John HENNESSEY (USA) Classic BMW	BMW M2 CS (Cup)	12	38:02.084	1:01.234	8.524	103.90	2:56.441	6
18	30	TCX	4	Steve STREIMER (USA) Hard Motorsport	BMW M2 CS (Cup)	12	38:17.620	1:16.770	15.536	103.20	2:52.059	2
19	16	TCA	6	Carter FARTUCH (USA) Skip Barber Racing School	Honda Civic Si	12	38:19.706	1:18.856	2.086	103.11	2:55.998	12
20	33 *	TCA	7	Luke RUMBURG (USA) Forbush Performance	Hyundai Veloster Turbo TCA	12	38:23.743	1:22.893	4.037	102.92	2:54.956	3
21	780	TCA	8	Sally MCNULTY (USA) Team Sally Racing	Honda Civic Si	12	38:29.854	1:29.004	6.111	102.65	2:59.313	4
22	25	TCA	9	PJ GROENKE (CAN) TechSport Racing	Toyota 86	12	38:32.494	1:31.644	2.640	102.54	3:00.966	5
23	77	TCA	10	Mario BIUNDO (USA) LA Honda World Racing	Honda Civic Si	12	38:33.364	1:32.514	0.870	102.50	2:58.793	12
24	5	TCX	5	Roy BLOCK (ARG) KMW Motorsports with TMR Engineering	BMW M2 CS (Cup)	12	39:01.482	2:00.632	28.118	101.27	2:58.862	3
25	31	TC	10	Adam HARDING (USA) Hard Motorsport	BMW M240iR	12	39:02.520	2:01.670	1.038	101.22	2:56.504	3
26	88	TC	11	Kurt WASHEIM (USA) Genracer	Hyundai Veloster N TC	12	44:26.700	7:25.850	5:24.180	88.92	2:48.429	11
27	26	TC	12	Toby GRAHOVEC (USA) Classic BMW	BMW M240iR	11	45:47.460	1 Lap	1 Lap	79.08	2:44.133	6
28	73	TC	13	Frank SZCZESNIAK (USA) LA Honda World Racing	Honda Civic Type-R	8	30:35.346	4 Laps	3 Laps	85.94	2:58.326	2
NOT CLASSIFIED												
NC	62	TCA		Clay WILLIAMS (USA) MINI JCW Team	Mini Cooper	6	23:15.158	6 Laps	2 Laps	84.60	3:02.966	2
NC	60	TC		Mark POMBO (USA) MINI JCW Team	Mini JCW Pro TC	4	12:50.496	8 Laps	2 Laps	101.68	2:48.122	3

FASTEST LAP

Chief Steward:  Steward:  Steward: 



Circuit of the Americas

TC America powered by Skip Barber Racing School

RACE 1 - CLASSIFICATION - FINAL



78	TC	Jeff RICCA (USA) Genracer	Hyundai Veloster N TC	10	2:42.236	76.01 mph	122.33 kph
81	TCX	Jacob RUUD (USA) Classic BMW	BMW M2 CS (Cup)	12	2:45.328	74.59 mph	120.04 kph
18	TCA	Caleb BACON (USA) Forbush Performance	Hyundai Veloster Turbo TCA	11	2:50.293	72.41 mph	116.54 kph

Car #33 - 15 second time penalty - Stewards decision TC-13

Weather / Track : Cloudy / Wet

Circuit of the Americas: 5.513 km
Race Distance: 12 Laps / 66.15 kilometers
Start: 16:10 Flag 16:47 End: 16:58

Chief Steward :	Steward :	Steward :
-----------------	-----------	-----------

Results can be found at www.tsl-timing.com

Page 2 of 2

Printed - 08:34 Sunday, May 2, 2021

