

TC America powered by Skip Barber Race 1 Final





POS	NO	CL	PIC	TEAM / DRIVERS	CAR	LAPS	TIME	GAP	DIFF	MPH	BEST	ON	Pos Gained
1	09	TCX	1	Maddie Aust Fast Track Racing	BMW M2 CS (Cup)	20	40:47.853			97.247	2:01.052	10	1 (2 → 1)
2	21	TCX	2	Adam Gleason Fast Track Racing	BMW M2 CS (Cup)	20	40:49.853	2.000	2.000	96.928	2:01.451	5	6 (8 → 2)
3	24	TCX	3	Joseph Catania Rigid Speed Company	BMW M2 CS (Cup)	20	40:51.829	1.976	3.976	97.212	2:01.096	12	2 (5 → 3)
4	44	TCX	4	Colin Garrett Rooster Hall Racing	BMW M2 CS (Cup)	20	41:03.681	11.852	15.828	97.365	2:00.906	3	-1 (3 → 4)
5	99	TCX	5	Dai Yoshihara VGRT	Honda Civic Type-R TCX	20	41:04.046	0.365	16.193	96.841	2:01.560	6	-1 (4 → 5)
6	26	TCX	6	Lucas Catania Rigid Speed Company	BMW M2 CS (Cup)	20	41:13.199	9.153	25.346	97.414	2:00.845	3	-5 (1 → 6)
7	93	TCX	7	Christopher DeFreitas Ian Lacy Racing	Honda Civic Type-R TCX	20	41:58.148	44.949	1:10.295	95.613	2:03.121	9	2 (9 → 7)
8	60	TC	1	Clayton Williams MINI JCW Team	Mini JCW Pro TC	20	42:09.124	10.976	1:21.271	94.639	2:04.388	3	3 (4 → 1)
9	780	TC	2	Sally McNulty Genracer / Ricca Autosport	Hyundai Veloster N DCT TC (2021 -)	20	42:17.126	8.002	1:29.273	94.241	2:04.914	5	3 (5 → 2)
10	7	TC	3	Celso Neto Skip Barber Racing School	Honda Civic Type-R (2017 -)	20	42:17.960	0.834	1:30.107	93.855	2:05.427	10	-1 (2 → 3)
11	37	TC	4	Cristian Perocarpi MINI JCW Team	Mini JCW Pro TC	20	42:46.326	28.366	1:58.473	94.919	2:04.021	2	-1 (3 → 4)
12	34	TC	5	Jeremiah Burton Skip Barber Racing School	Honda Civic Type-R (2017 -)	20	42:48.988	2.662	2:01.135	93.142	2:06.387	2	1 (6 → 5)
13	22	TCA	1	Devin Anderson TechSport Racing	Subaru BRZ (2022 -)	19	41:46.509	1 Lap	1 Lap	90.751	2:09.718	5	1 (2 → 1)
14	23	TCA	2	Shaoyi Che TechSport Racing	Subaru BRZ (2022 -)	19	41:58.763	12.254	1 Lap	90.475	2:10.113	4	3 (5 → 2)
15	77	TCA	3	William Lambros Skip Barber Racing School	Honda Civic Si FE1	19	42:04.302	5.539	1 Lap	90.508	2:10.066	5	0 (3 → 3)
16	88	TCA	4	Ruben Iglesias VGRT	Honda Civic Si FE1	19	42:33.031	28.729	1 Lap	89.548	2:11.460	9	2 (6 → 4)
17	19	TCA	5	Cooper Broll Skip Barber Racing School	Honda Civic Si FE1	19	42:46.972	13.941	1 Lap	88.781	2:12.596	6	2 (7 → 5)
18	14	TCX	8	Kenny Schmied AOA Racing	BMW M2 CS (Cup)	18	36:44.236	1 Lap	2 Laps	97.032	2:01.321	9	-2 (6 → 8)
19	15	TCA	6	Eric Rockwell Rockwell Autosport Development	Hyundai Veloster Turbo TCA	18	41:07.366	4:23.130	2 Laps	87.648	2:14.310	3	2 (8 → 6)
20	62	TCA	7	P.J. Groenke MINI JCW Team	Mini JCW (2019 -)	18	41:17.007	9.641	2 Laps	90.908	2:09.494	8	-3 (4 → 7)

POS	NO	CL	PIC	TEAM / DRIVERS	CAR	LAPS	TIME	GAP	DIFF	MPH	BEST	ON	Pos Gained
21	73	TCX	9	William Tally LA Honda World Racing	Honda Civic Type-R TCX	15	30:39.745	3 Laps	5 Laps	97.113	2:01.220	7	-2 (7 → 9)
22	78	TC	6	Jeff Ricca Genracer / Ricca Autosport	Hyundai Elantra N TC	15	42:45.796	12:06.051	5 Laps	95.170	2:03.695	4	-5 (1 → 6)
	5	TCA		Spencer Bucknum LA Honda World Racing	Honda Civic Si FE1	1	2:32.394	14 Laps	19 Laps	89.272	2:11.867	1	

Announcements

Car #26: Incident Responsibility - Drive Through converted to 30s penalty, Stewards Decision TC-03



			
John Walsh Steward (chair)	Scot Elkins Steward	Steve Pence Steward	Peter Cunningham Steward