



### TC America powered by Skip Barber Race 2 Final


POS	NO	CL	PIC	TEAM / DRIVERS	CAR	LAPS	TIME	GAP	DIFF	MPH	BEST	ON	Points	Pos Gained
1	09	TCX	1	Maddie Aust Fast Track Racing	BMW M2 CS (Cup)	20	40:39.365			97.238	2:01.064	8	25	2 (3 → 1)
2	44	TCX	2	Colin Garrett Rooster Hall Racing	BMW M2 CS (Cup)	20	40:40.090	0.725	0.725	97.123	2:01.207	7	18	0 (2 → 2)
3	26	TCX	3	Lucas Catania Rigid Speed Company	BMW M2 CS (Cup)	20	40:41.518	1.428	2.153	97.182	2:01.133	7	15	-2 (1 → 3)
4	73	TCX	4	William Tally LA Honda World Racing	Honda Civic Type-R TCX	20	40:52.023	10.505	12.658	96.969	2:01.399	5	12	1 (5 → 4)
5	14	TCX	5	Kenny Schmied AOA Racing	BMW M2 CS (Cup)	20	40:57.284	5.261	17.919	96.572	2:01.899	10	10	1 (6 → 5)
6	24	TCX	6	Joseph Catania Rigid Speed Company	BMW M2 CS (Cup)	20	40:57.947	0.663	18.582	96.829	2:01.575	11	8	-2 (4 → 6)
7	99	TCX	7	Dai Yoshihara VGRT	Honda Civic Type-R TCX	20	40:58.387	0.440	19.022	96.824	2:01.581	11	6	1 (8 → 7)
8	93	TCX	8	Christopher DeFreitas Ian Lacy Racing	Honda Civic Type-R TCX	20	41:42.847	44.460	1:03.482	95.847	2:02.821	8	4	1 (9 → 8)
9	21	TCX	9	Adam Gleason Fast Track Racing	BMW M2 CS (Cup)	20	41:43.044	0.197	1:03.679	96.523	2:01.961	8	2	-2 (7 → 9)
10	60	TC	1	Clayton Williams MINI JCW Team	Mini JCW Pro TC	20	41:53.343	10.299	1:13.978	95.436	2:03.350	2	25	2 (3 → 1)
11	7	TC	2	Celso Neto Skip Barber Racing School	Honda Civic Type-R (2017 - )	20	42:00.896	7.553	1:21.531	94.649	2:04.375	8	18	3 (5 → 2)
12	780	TC	3	Sally McNulty Genracer / Ricca Autosport	Hyundai Veloster N DCT TC (2021 - )	20	42:20.473	19.577	1:41.108	93.918	2:05.343	9	15	1 (4 → 3)
13	34	TC	4	Jeremiah Burton Skip Barber Racing School	Honda Civic Type-R (2017 - )	20	42:29.130	8.657	1:49.765	93.761	2:05.553	6	12	2 (6 → 4)
14	37	TC	5	Cristian Perocarp MINI JCW Team	Mini JCW Pro TC	19	40:44.010	1 Lap	1 Lap	94.591	2:04.452	11	10	-3 (2 → 5)
15	62	TCA	1	P.J. Groenke MINI JCW Team	Mini JCW (2019 - )	19	41:41.780	57.770	1 Lap	90.799	2:09.649	7	25	0 (1 → 1)
16	5	TCA	2	Spencer Bucknum LA Honda World Racing	Honda Civic Si FE1	19	41:53.805	12.025	1 Lap	90.283	2:10.390	6	18	4 (6 → 2)
17	22	TCA	3	Devin Anderson TechSport Racing	Subaru BRZ (2022 - )	19	41:54.113	0.308	1 Lap	91.431	2:08.753	8	15	2 (5 → 3)


POS	NO	CL	PIC	TEAM / DRIVERS	CAR	LAPS	TIME	GAP	DIFF	MPH	BEST	ON	Points	Pos Gained
18	23	TCA	4	Shaoyi Che TechSport Racing	Subaru BRZ (2022 - )	19	41:55.130	1.017	1 Lap	90.639	2:09.878	13	12	-1 (3 → 4)
19	88	TCA	5	Ruben Iglesias VGRT	Honda Civic Si FE1	19	42:24.971	29.841	1 Lap	89.856	2:11.010	7	10	-1 (4 → 5)
20	19	TCA	6	Cooper Broll Skip Barber Racing School	Honda Civic Si FE1	19	42:34.158	9.187	1 Lap	89.470	2:11.575	3	8	1 (7 → 6)
21	15	TCA	7	Eric Rockwell Rockwell Autosport Development	Hyundai Veloster Turbo TCA	18	41:01.205	1 Lap	2 Laps	88.380	2:13.197	4	6	1 (8 → 7)
22	78	TC	6	Jeff Ricca Genracer / Ricca Autosport	Hyundai Elantra N TC	18	41:28.846	27.641	2 Laps	95.713	2:02.993	3	8	-5 (1 → 6)
	77	TCA		William Lambros Skip Barber Racing School	Honda Civic Si FE1	7	15:40.912	11 Laps	13 Laps	90.843	2:09.586	4	0	



  
 John Walsh  
 Steward (chair)

  
 Scot Elkins  
 Steward

  
 Steve Pence  
 Steward

  
 Peter Cunningham  
 Steward